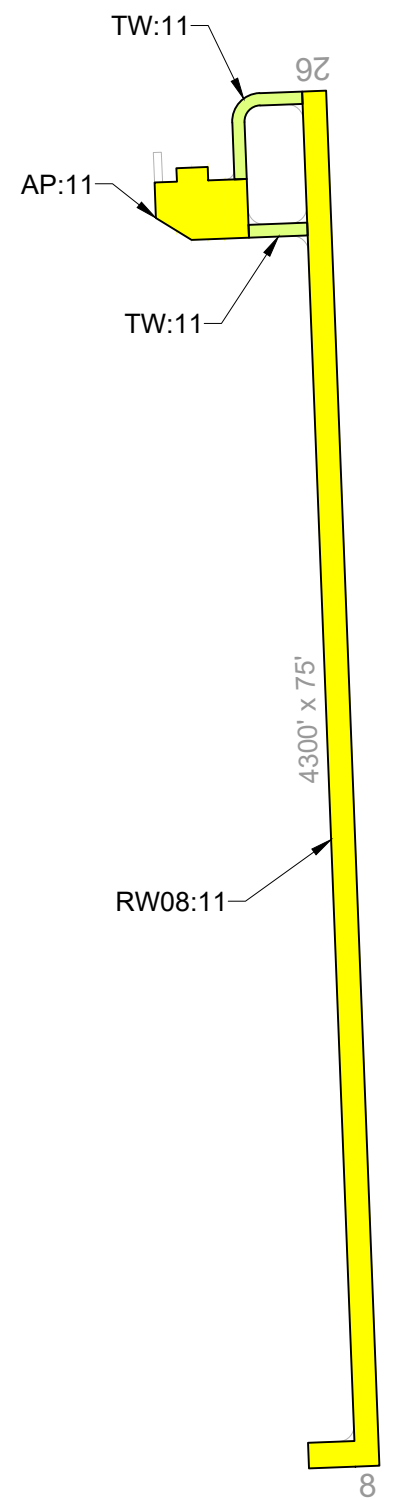


This document, together with the concepts and designs presented herein, is intended only for the specific purpose and client for which it was prepared. Reuse of and improper reliance on this document without written authorization and adaptation by Kinley-Horn and Associates, Inc. shall be without liability to Kinley-Horn and Associates, Inc.



LEGEND

— BRANCH IDENTIFIER	
RW01:10	— SECTION IDENTIFIER
— SECTION BOUNDARY	
	PCI 86-100 GOOD
	PCI 71-85 SATISFACTORY
	PCI 56-70 FAIR
	PCI 41-55 POOR
	PCI 26-40 VERY POOR
	PCI 11-25 SERIOUS
	PCI 0-10 FAILED

CURRENT 2024 PAVEMENT CONDITION INDEX

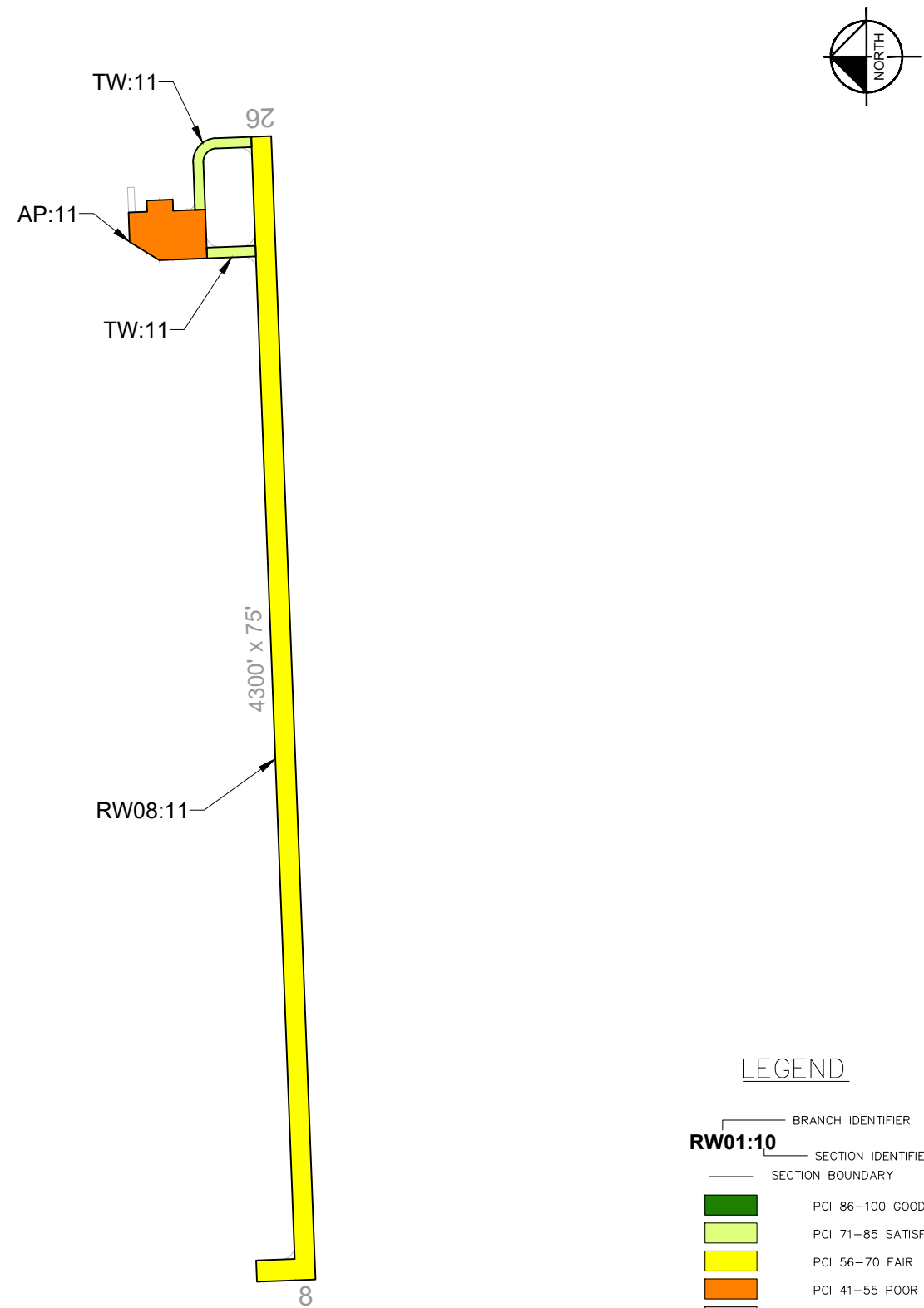
Branch ID	Section ID	Branch Name	Surface Type	Section Area (SF)	Approx. Age at Inspection	Last Major Work Date	Last Inspection Date	Pavement Condition Index	PCI Category
RW08	11	Runway 08-26	AC	322,500	23.3	8/1/2001	10/16/2024	67	Fair
TW	11	Taxiway	AC	23,491	23.3	8/1/2001	10/16/2024	77	Satisfactory
AP	11	Apron	AC	52,234	23.3	8/1/2001	10/16/2024	58	Fair

AIRFIELD PAVEMENT WORK HISTORY

1. ADAP, 1977, CONSTRUCTION.
2. AIP-001-2001, RECONSTRUCT RUNWAY, TAXIWAY, AND APRON.
3. AIP-002-2008, CRACK SEAL, FOG SEAL, AND REMARK ALL PAVEMENTS.
4. AIP-006-2014, CRACK SEAL, FOG SEAL, AND REMARK ALL PAVEMENTS.
5. AIP-008-2019, CRACK SEAL, SURFACE SEAL, REMARK ALL PAVEMENTS



This document, together with the concepts and designs presented herein, is an instrument of service, as an instrument of service, is intended only for the specific purpose and client for which it was prepared. Reuse of and improper reliance on this document without written authorization and adaptation by Kinley-Horn and Associates, Inc. shall be without liability to Kinley-Horn and Associates, Inc.



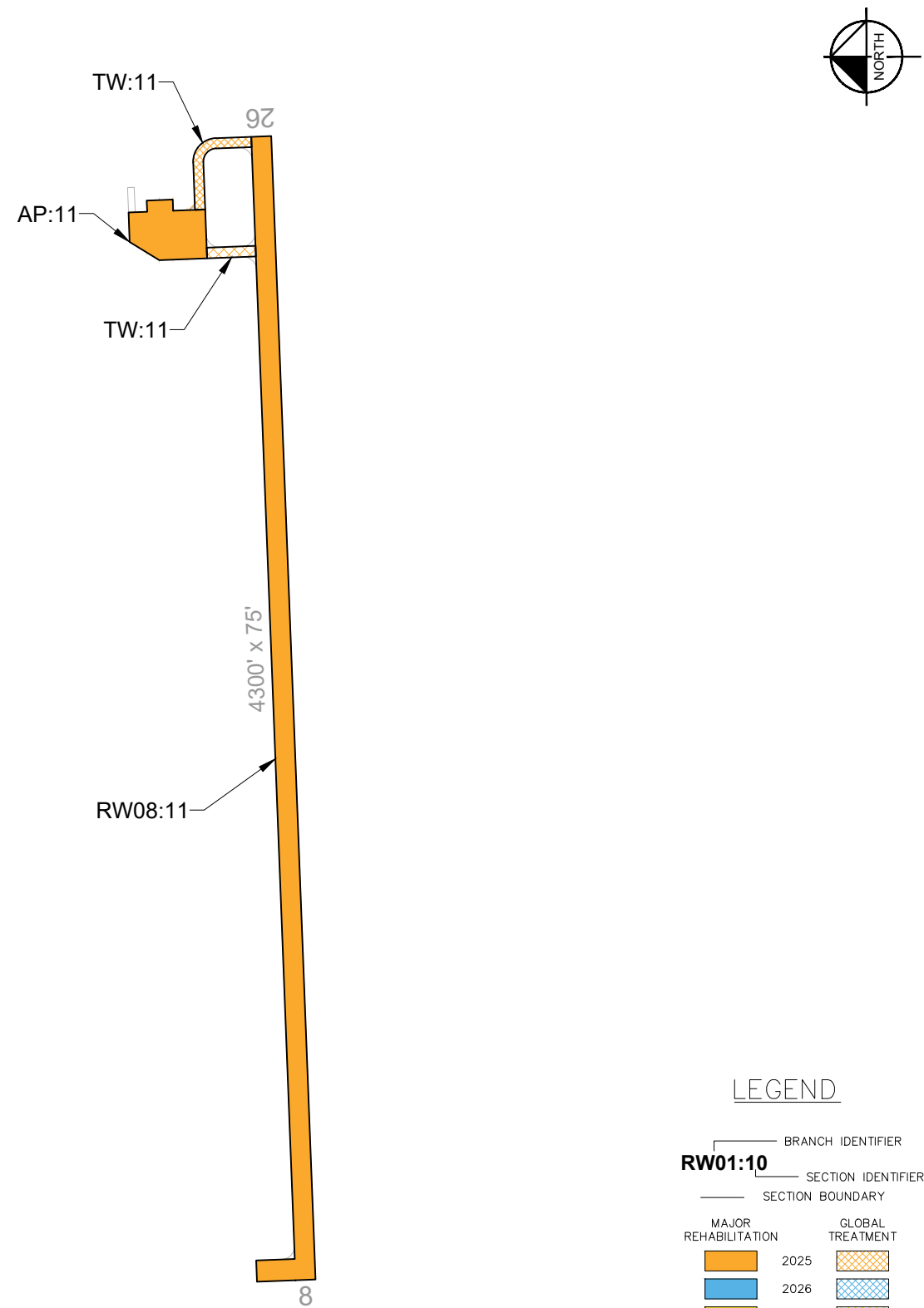
LEGEND

- BRANCH IDENTIFIER
- RW01:10** — SECTION IDENTIFIER
- SECTION BOUNDARY
- PCI 86-100 GOOD
- PCI 71-85 SATISFACTORY
- PCI 56-70 FAIR
- PCI 41-55 POOR
- PCI 26-40 VERY POOR
- PCI 11-25 SERIOUS
- PCI 0-10 FAILED

FORECASTED PAVEMENT CONDITION INDEX

Branch ID	Section ID	Surface Type	Current PCI (2024)	2025	2026	2027	2028	2029
RW08	11	AC	67	67	65	63	61	59
TW	11	AC	77	77	76	75	74	73
AP	11	AC	58	58	56	55	53	51

This document, together with the concepts and designs presented herein, is an instrument of service, is intended only for the specific purpose and client for which it was prepared. Reuse of and improper reliance on this document without written authorization and adaptation by Kinley-Horn and Associates, Inc. shall be without liability to Kinley-Horn and Associates, Inc.



LEGEND

— BRANCH IDENTIFIER
RW01:10 SECTION IDENTIFIER
 — SECTION BOUNDARY

MAJOR REHABILITATION	GLOBAL TREATMENT
2025	
2026	
2027	
2028	
2029	

5-YEAR PAVEMENT NEEDS BY SECTION

Year	Branch ID	Section ID	Surface Type	Section Area (SF)	PCI at Treatment	Recommended Treatment	Treatment Category
2025	RW08	11	AC	322,500	67	Mill and Overlay	Major Rehabilitation
2025	TW	11	AC	23,491	77	Crack Seal and Seal Coat	Global Treatment
2025	AP	11	AC	52,234	58	Mill and Overlay	Major Rehabilitation



Runway



RW08-11-03: Weathering



RW08-11-53: Slippage Cracking

Taxiway



TW-11-01: Raveling



TW-11-03: Weathering

Apron



AP-11-03: Depression



AP-11-12: L&T Cracking

Re-Inspection Report

MDT SASP 2024

Generated Date 1/7/2025

Page 1 of 5

Network: 8U6 **Name:** Terry Airport

Branch: AP **Name:** Apron **Use:** APRON **Area:** 52,234 SqFt

Section: 11 of 1 **From:** T-11 **To:** HANGARS **Last Const.:** 8/1/2001

Surface: AC **Family:** _MDT2024 - AP AC **Zone:** **Category:** D **Rank:** P

Area: 52,234 SqFt **Length:** 287 Ft **Width:** 182 Ft

Slabs: **Slab Length:** Ft **Slab Width:** Ft **Joint Length:** Ft

Shoulder: **Street Type:** ACN **Grade:** 0 **Lanes:** 0

Section Comments:

Work Date: 8/1/2001 **Work Type:** New Construction - Initial **Code:** NU-IN **Is Major M&R:** True

Work Date: 7/1/2019 **Work Type:** Crack Sealing - AC **Code:** CS-AC **Is Major M&R:** False

Work Date: 7/1/2019 **Work Type:** Surface Seal **Code:** SS-LO **Is Major M&R:** False

Last Insp. Date: 10/16/2024 **TotalSamples:** 25 **Surveyed:** 5

Conditions: PCI: 58

Inspection Comments:

Sample Number: 03 **Type:** R **Area:** 3731.00 SqFt **PCI:** 59

Sample Comments:

45	DEPRESSION	L	18.00	SqFt
48	L & T CR	L	150.00	Ft
48	L & T CR	M	100.00	Ft
52	RAVELING	L	405.00	SqFt
57	WEATHERING	L	2993.00	SqFt
57	WEATHERING	M	333.00	SqFt

Sample Number: 06 **Type:** R **Area:** 3731.00 SqFt **PCI:** 54

Sample Comments:

48	L & T CR	L	319.00	Ft
48	L & T CR	M	120.00	Ft
52	RAVELING	L	544.00	SqFt
52	RAVELING	M	136.00	SqFt
57	WEATHERING	L	2746.00	SqFt
57	WEATHERING	M	305.00	SqFt

Sample Number: 09 **Type:** R **Area:** 3731.00 SqFt **PCI:** 68

Sample Comments:

48	L & T CR	L	126.00	Ft
48	L & T CR	M	40.00	Ft
52	RAVELING	L	150.00	SqFt
57	WEATHERING	L	3223.00	SqFt
57	WEATHERING	M	358.00	SqFt

Sample Number: 12 **Type:** R **Area:** 3731.00 SqFt **PCI:** 54

Sample Comments:

45	DEPRESSION	L	22.00	SqFt
48	L & T CR	L	119.00	Ft
48	L & T CR	M	50.00	Ft
52	RAVELING	L	1181.00	SqFt
52	RAVELING	M	295.00	SqFt
57	WEATHERING	L	2029.00	SqFt
57	WEATHERING	M	226.00	SqFt

Sample Number: 14 **Type:** R **Area:** 2547.00 SqFt **PCI:** 53

Sample Comments:

45	DEPRESSION	L	30.00	SqFt
48	L & T CR	L	157.00	Ft
48	L & T CR	M	20.00	Ft
52	RAVELING	L	432.00	SqFt

Branch:	AP	Name:	Apron	Use:	APRON	Area:	52,234 SqFt
52	RAVELING	M	108.00 SqFt				
57	WEATHERING	L	1806.00 SqFt				
57	WEATHERING	M	201.00 SqFt				

Network:	8U6	Name:	Terry Airport						
Branch:	RW08	Name:	Runway 08-26	Use:	RUNWAY	Area:	322,500 SqFt		
Section:	11	of 1	From:	STA 12+00	To:	STA 55+00	Last Const.: 8/1/2001		
Surface:	AC	Family:	_MDT2024 - RW AC AAC		Zone:	Category:	D	Rank:	P
Area:	322,500 SqFt	Length:	4,300 Ft	Width:	75 Ft				
Slabs:	Slab Length:	Ft	Slab Width:	Ft	Joint Length:	Ft			
Shoulder:	Street Type:	ACR	Grade:	0	Lanes:	0			
Section Comments:									
Work Date:	8/1/2001	Work Type:	New Construction - Initial		Code:	NU-IN	Is Major M&R:	True	
Work Date:	7/1/2019	Work Type:	Crack Sealing - AC		Code:	CS-AC	Is Major M&R:	False	
Work Date:	7/1/2019	Work Type:	Surface Seal		Code:	SS-LO	Is Major M&R:	False	
Last Insp. Date:	10/16/2024	TotalSamples:	127	Surveyed:	7				
Conditions:	PCI: 67								
Inspection Comments:									
Sample Number:	03	Type:	R	Area:	4875.00 SqFt	PCI:	53		
Sample Comments:									
48	L & T CR	L	277.00	Ft					
48	L & T CR	M	5.00	Ft					
55	SLIPPAGE CR	N	160.00	SqFt					
57	WEATHERING	L	4387.00	SqFt					
57	WEATHERING	M	488.00	SqFt					
Sample Number:	13	Type:	R	Area:	4875.00 SqFt	PCI:	75		
Sample Comments:									
48	L & T CR	L	238.00	Ft					
57	WEATHERING	L	4387.00	SqFt					
57	WEATHERING	M	488.00	SqFt					
Sample Number:	23	Type:	R	Area:	4875.00 SqFt	PCI:	69		
Sample Comments:									
48	L & T CR	L	283.00	Ft					
48	L & T CR	M	25.00	Ft					
57	WEATHERING	L	4387.00	SqFt					
57	WEATHERING	M	488.00	SqFt					
Sample Number:	33	Type:	R	Area:	4875.00 SqFt	PCI:	57		
Sample Comments:									
48	L & T CR	L	140.00	Ft					
48	L & T CR	M	195.00	Ft					
55	SLIPPAGE CR	N	100.00	SqFt					
57	WEATHERING	L	4387.00	SqFt					
57	WEATHERING	M	488.00	SqFt					
Sample Number:	43	Type:	R	Area:	4875.00 SqFt	PCI:	72		
Sample Comments:									
48	L & T CR	L	173.00	Ft					
48	L & T CR	M	65.00	Ft					
57	WEATHERING	L	4387.00	SqFt					
57	WEATHERING	M	488.00	SqFt					
Sample Number:	53	Type:	R	Area:	4875.00 SqFt	PCI:	67		
Sample Comments:									
48	L & T CR	L	273.00	Ft					
55	SLIPPAGE CR	N	88.00	SqFt					
57	WEATHERING	L	4387.00	SqFt					
57	WEATHERING	M	488.00	SqFt					
Sample Number:	63	Type:	R	Area:	4875.00 SqFt	PCI:	77		
Sample Comments:									

Branch:	RW08	Name:	Runway 08-26	Use:	RUNWAY	Area:	322,500 SqFt
48	L & T CR	L	211.00 Ft				
57	WEATHERING	L	4387.00 SqFt				
57	WEATHERING	M	488.00 SqFt				

Network: 8U6 **Name:** Terry Airport

Branch: TW **Name:** Taxiway **Use:** TAXIWAY **Area:** 23,491 SqFt

Section: 11 of 1 **From:** R-11 **To:** A-11 **Last Const.:** 8/1/2001

Surface: AC **Family:** _MDT2024 - TW AC **Zone:** **Category:** D **Rank:** P

Area: 23,491 SqFt **Length:** 595 Ft **Width:** 38 Ft

Slabs: **Slab Length:** Ft **Slab Width:** Ft **Joint Length:** Ft

Shoulder: **Street Type:** ACR **Grade:** 0 **Lanes:** 0

Section Comments:

Work Date: 8/1/2001 **Work Type:** New Construction - Initial **Code:** NU-IN **Is Major M&R:** True

Work Date: 7/1/2019 **Work Type:** Surface Seal **Code:** SS-LO **Is Major M&R:** False

Work Date: 7/1/2019 **Work Type:** Crack Sealing - AC **Code:** CS-AC **Is Major M&R:** False

Last Insp. Date: 10/16/2024 **TotalSamples:** 3 **Surveyed:** 3

Conditions: PCI: 77

Inspection Comments:

Sample Number: 01 **Type:** R **Area:** 7330.00 SqFt **PCI:** 78

Sample Comments:

48 L & T CR L 127.00 Ft
52 RAVELING L 400.00 SqFt
57 WEATHERING L 6237.00 SqFt
57 WEATHERING M 693.00 SqFt

Sample Number: 02 **Type:** R **Area:** 8818.00 SqFt **PCI:** 73

Sample Comments:

48 L & T CR L 345.00 Ft
48 L & T CR M 50.00 Ft
57 WEATHERING L 7495.00 SqFt
57 WEATHERING M 1323.00 SqFt

Sample Number: 03 **Type:** R **Area:** 7343.00 SqFt **PCI:** 82

Sample Comments:

48 L & T CR L 171.00 Ft
57 WEATHERING L 6609.00 SqFt
57 WEATHERING M 734.00 SqFt